

# USER INSTRUCTION

## Art.3011 Telephone



**Three position volume control:**

Use this to adjust the incoming call volume.

- HIGH
- MEDIUM
- LOW

**Door release button:**

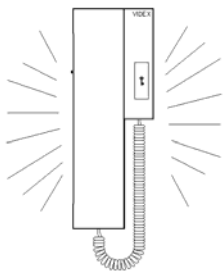
Press this at any time to release the door (With or without the handset lifted).

**IMPORTANT NOTE:** The incoming call tone comes out of the telephone ear piece.

Do not hold the hook switch down while holding the telephone to your ear.

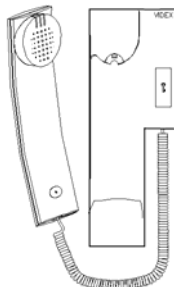
### STEP 1

An incoming call will be signalled by an audible tone from the handset




### STEP 2

Pick up the handset and speak with the caller



### STEP 3

To open the door press the  button  
To end the call simply hang up

