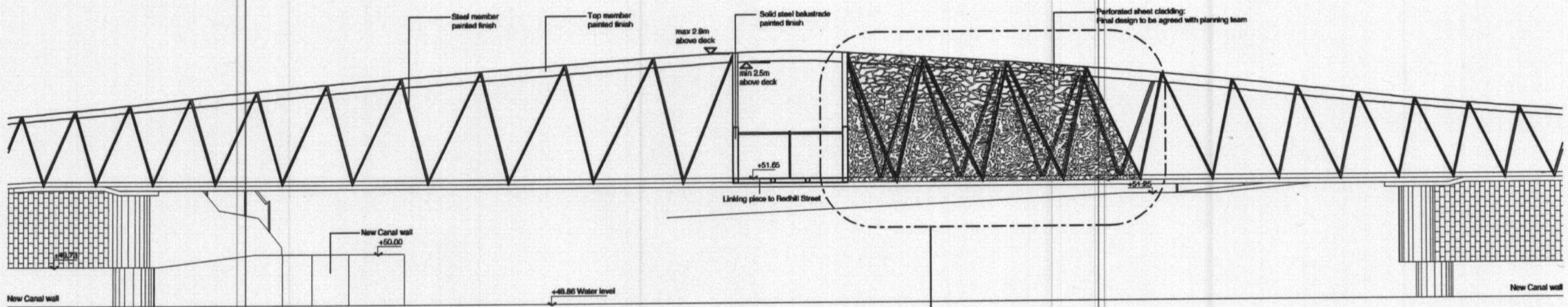


a1

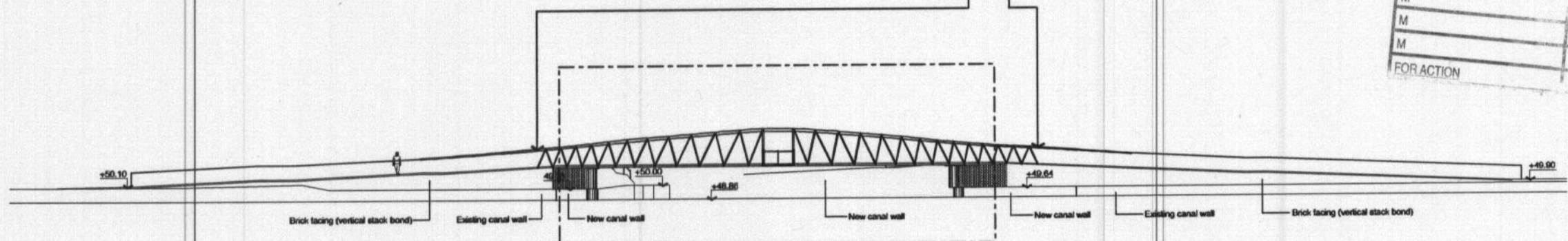


Detail Elevation 1:50 @ A1 / 1:100 @ A3

Rochdale Canal

Perforated sheet cladding as shown above to cover both sides of the bridge structure between these points.
Outside this area balustrade to be covered with solid sheet cladding.

ACK'D	
REPLY	
RECD	16 SEP 2009
M	
M	
M	
FOR ACTION	

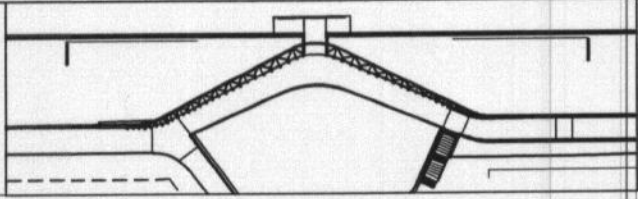


North West Elevation 1:200 @ A1 / 1:400 @ A3

Detail Elevation

Rev	Date	Amendment	By	Checked
E	26.08.09	Revised Planning issue: Handrail omitted	DH	AG
D	24.08.09	Revised Planning issue: Bridge structure amended, cladding added to bridge structure	DH	AG
C	22.08.09	Planning issue	DH	AG
B	19.08.09	Draft Planning issue	DH	AG
A	11.08.09	Draft issue for comment	JW	AG

Gollifer Longston Architects Ltd registered in England and Wales no 4304316
Do not scale from drawings. All dimensions to be checked on site by contractor and such dimensions to be the contractor's responsibility. Drawing errors and omissions to be reported to the architect.
Address



New Islington Bridge Manchester

Approval
CAD file no. 214-1808.dgn Date 11.08.09 Scale 1:200(A1) Drawn AW Checked AG
Drawing Title: North West Elevation Job No: 214 Eng No: 155 Rev: E

gollifer longston architects